



Fourth Analytics Overview

All the insight you need ... without the usual cost and complexity.

By unlocking the operational data your business creates every day, our smart, hospitality-specific dashboards provide a single version of the truth and highlight areas for improvement. You'll be able to make better decisions faster, and gain a competitive advantage. With a wide range of integrations to other data providers, the open architecture of the Fourth Platform enables a whole host of data to be easily correlated in one central place.

Quickly uncover previously hidden insights, and drive even greater efficiencies in your business.

Fourth Analytics

Easily manage vast amounts of data and make decisions based on accurate information. Automatically combine multiple data sources (including purchasing, inventory, labour and payroll, recipes, suppliers and more, plus other sources like POS, social media, customer reviews and mystery diner) in vivid, easy-to-use dashboards.



Eliminate hours of work and remove human error through automated report creation. Our intuitive dashboards bring your data to life, and automated reports make it easy to take action.



Take advantage of the world's most advanced demand forecast, so you can see what you need, when you need it, from scheduling to inventory.



See previously hidden areas for improvement. Drill down into the detail where you need to. Easily filter, sort and compare data within dashboards and reports.



Get a much better understanding of costs, sales and profits with more data to examine in a single place.



Allow managers to act quickly with automatic and timely delivery of KPIs to the operation.



Workforce Analytics

Our Workforce Analytics helps you uncover the mysteries of your workforce and understand them like never before. Get a 360° view of labour performance versus cost, employee balanced score cards and much, much more.



See the true performance of sites instantly, by viewing all information like absences, performance issues and average revenue per bill, clock in times, tip earnings and more in one central place.



Understand your true labour cost with automated actual vs. budgeted labour reporting. See how well sites are scheduling and identify saving opportunities, adding up to 2% to the bottom line.



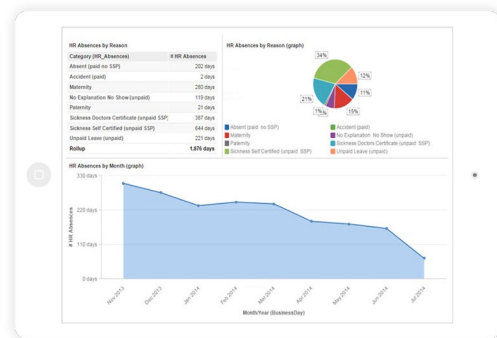
Get factual insights into employee performance with balanced scorecards, allowing managers to recognise star employees, and identify those who need more training.



Make sure your teams are paid accurately and on time, every time, without any accidental overspending. Our smart charts make payroll analytics easy to understand.



Spot trends so you can act on them quickly by easily keeping track of starters, leavers, training, holiday, absences and more.



Procurement & Inventory Analytics

Our powerful analytics help you see through the numbers and draw meaningful conclusions using charts, graphs and interactive dashboards. Automated reports make it easy to take immediate action. You'll get to see the true effectiveness of your processes, and where compliance and efficiency can improve.



See how your business is really doing using sales mix features and identify trends that require action, so you can make improvements as you go.



Reduce wastage through full accountability across all your inventory, including non-F&B items. Key metrics highlight the causes of wastage that require immediate action - and theft is easily identified.



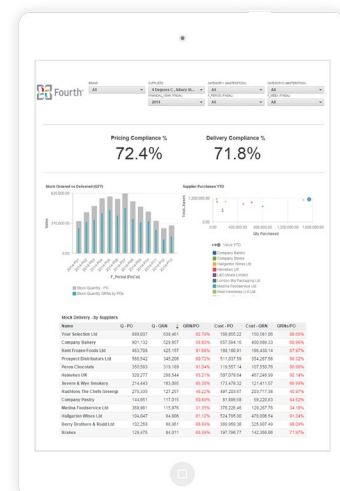
Benchmark and rate vendors on delivery and pricing compliance, negotiate better prices and streamline your supplier base.



Develop profitable menus with revenue sales data by hour, revenue stream and individual menu item. All recipe and menu information includes actual and theoretical gross profits and wastage, so you can optimise accordingly.



Understand the true effectiveness of your purchasing process and where compliance, cost savings and efficiency can be improved.



Point of Sale Integration

Get meaningful insight from every transaction. Seamlessly link your labour, procurement and inventory data with POS information and transform it into usable intelligence.



Easily identify trends and opportunities, and slice that intelligence by sales, margins and labour. Drill down into transaction details – as granular as you'd like.



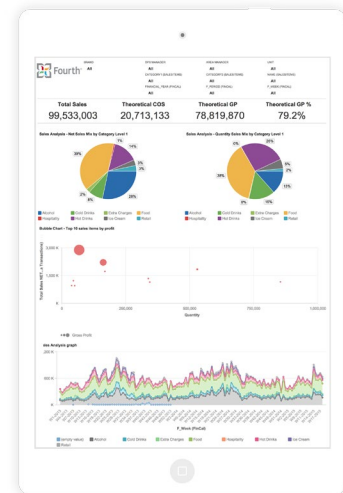
Improve the guest experience with insight into revenue and margins, with basket analysis that reveals customer preferences and ordering habits.



Maximise profit by focusing on the least profitable segments, with timeslot analysis available in 15-minute intervals.



Analyse staff behaviour and see the impact of discounts and promotions, voids and upsells, trends and opportunities for improvements. You can even get alerted when KPI thresholds are breached.



Integrated Analytics

We integrate with all major POS providers, as well as a range of other systems. Our fully-functioning API interface makes it easy to implement integrations for new customers, so you can connect your systems to improve performance, reduce errors and get deeper analytics.



Get a 360° view of your business with all data in one place (including customer feedback, environmental health, presence data, mystery diner, review sites, social media ratings and much more).



Make better decisions more quickly by automating reporting. With user-friendly, intuitive dashboards the information and data you need is available at your fingertips.



Ensure data flows seamless between systems. Connect using existing Application Programming Interfaces (APIs) or with Fourth Connect—designed to speed up and simplify the process of integrating our product with your in-house system or third-party solution.



Contact us to find out how Fourth Analytics can help you get actionable insights for your business.